



Lucia Mašková

Commercial Specialist

U.S. Commercial Service

Panská 14, Bratislava

Tel: +421 2 5920 5317

Fax: +421 2 5920 5333

E-mail: lucia.maskova@mail.doc.gov



U.S. Commercial Service

- Agency of the U.S. Department of Commerce
- Founded in 1980
- Operates 107 U.S. Export Assistance Centers throughout the United States and more than 150 offices overseas in 87 countries
- Assists U.S. companies, particularly small and medium-sized businesses, to make sales in international markets



CS Products and Services

- **Business Facilitation Service**
- **BuyUSA**
- **BuyUSA.gov Business Service Provider**
- **Customized Market Research**

- **Gold Key Matching Service**
- **International Company Profile**
- **International Partner Search**
- **Platinum Key Service**

- [Single Company Promotion](#)
- [Foreign Gov. Tender Information](#)
- [BuyUSA Featured U.S. Exporters](#)
- [Business Service Provider](#)
- [Screened/Unscreened Contact Lists](#)
- [Video Market Briefing](#)
- [Customized Market Research](#)
- [Competition](#)
- [Market Entry Issues](#)
- [Market Size](#)
- [Market Trends](#)
- [Regulatory Issues](#)
- [Sales Channels](#)
- [Standards/Product Registrations](#)
- [Gold Key Matching Service](#)
- [Video Gold Key Matching Service](#)
- [International Company Profile](#)
- [International Partner Search](#)
- [Platinum Key Service](#)



YTD Investments of TOP U.S. Investors in Slovakia

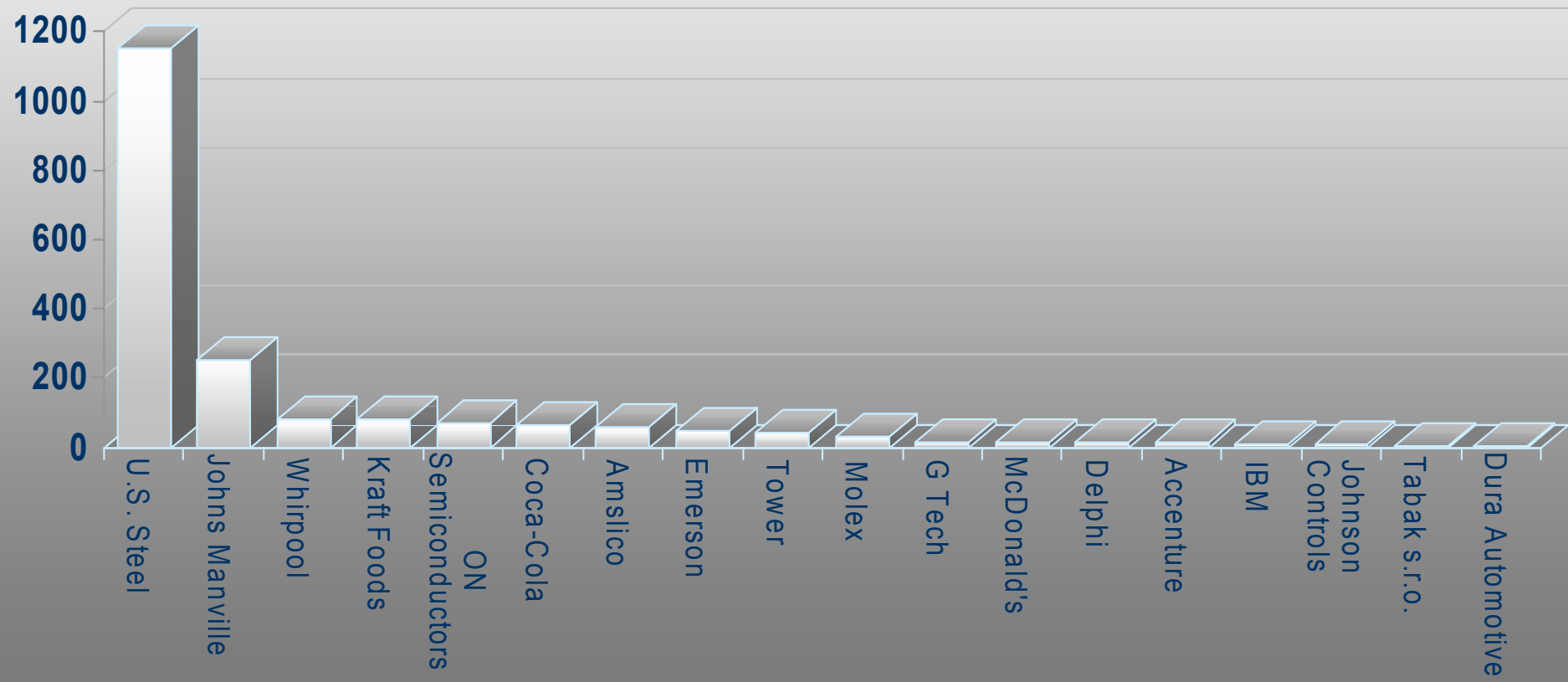


The U.S. is the 3rd largest investor in Slovakia with \$3.5 billion invested.



YTD Investments of TOP U.S. Investor

USD Million

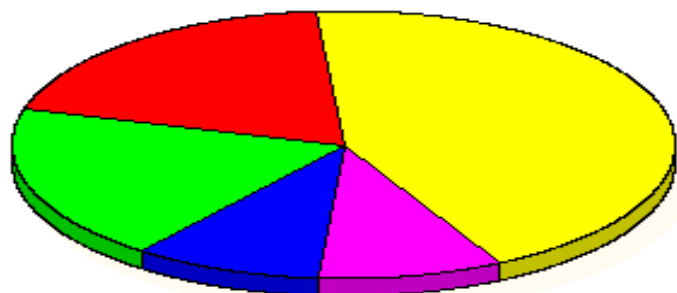


SOURCE: U.S. Embassy Bratislava



U.S. Export to Slovakia

HS Total All Merchandise 2005 Exports to Slovakia



Product	Value (\$)	Percent
84--NUCLEAR REACTORS, BOILERS, MACHINERY ETC.; PARTS	28,753,711	19.2 %
85--ELECTRIC MACHINERY ETC; SOUND EQUIP; TV EQUIP; PTS	28,419,120	19 %
88--AIRCRAFT, SPACECRAFT, AND PARTS THEREOF	13,788,466	9.2 %
90--OPTIC, PHOTO ETC, MEDIC OR SURGICAL INSTRMENTS ETC	13,441,355	9 %
All Others	65,378,683	43.6 %
Grand Total	149,781,335	100 %

HS Total All Merchandise - Exports to Slovakia in thousands (\$ USD)

Item	2000	2001	2002	2003	2004	2005 ▼
Total	110,033	69,927	92,704	115,203	131,590	149,781
84--NUCLEAR REACTORS, BOILERS, MACHINERY ETC.; PARTS	43,713	14,496	22,925	21,187	23,560	28,754
85--ELECTRIC MACHINERY ETC; SOUND EQUIP; TV EQUIP; PTS	28,761	17,121	20,242	22,157	21,294	28,419
88--AIRCRAFT, SPACECRAFT, AND PARTS THEREOF	152	320	19,537	19,573	22,411	13,788
90--OPTIC, PHOTO ETC, MEDIC OR SURGICAL INSTRMENTS ETC	5,953	6,115	6,208	15,257	11,655	13,441
87--VEHICLES, EXCEPT RAILWAY OR TRAMWAY, AND PARTS ETC	3,341	3,773	2,403	2,937	5,996	10,947
56--WADDING, FELT ETC; SP YARN; TWINE, ROPES ETC.	2,159	4,243	4,521	6,233	6,548	8,002
98--SPECIAL CLASSIFICATION PROVISIONS, NESOI	6,564	4,051	4,438	5,422	6,216	7,933
26--ORES, SLAG AND ASH	4	0	0	0	6,131	6,630
38--MISCELLANEOUS CHEMICAL PRODUCTS	5,618	1,758	1,112	3,157	5,464	6,468



U.S. Import from Slovakia

HS Total All Merchandise 2005 Imports from Slovakia



Product	Value (\$)	Percent
87--VEHICLES, EXCEPT RAILWAY OR TRAMWAY, AND PARTS ETC	559,168,224	58.2 %
84--NUCLEAR REACTORS, BOILERS, MACHINERY ETC.; PARTS	117,856,841	12.3 %
85--ELECTRIC MACHINERY ETC; SOUND EQUIP; TV EQUIP; PTS	57,435,373	6 %
94--FURNITURE; BEDDING ETC; LAMPS NESOI ETC; PREFAB BD	38,595,042	4 %
All Others	187,381,247	19.5 %
Grand Total	960,436,727	100 %


HS Total All Merchandise - Imports from Slovakia in thousands (\$ USD)

Item	2000	2001	2002	2003	2004	2005 ▼
Total	240,812	237,403	254,623	1,013,010	1,213,450	960,437
87--VEHICLES, EXCEPT RAILWAY OR TRAMWAY, AND PARTS ETC	3,276	2,233	2,607	721,184	869,237	559,168
84--NUCLEAR REACTORS, BOILERS, MACHINERY ETC.; PARTS	49,693	53,315	58,544	63,607	93,401	117,857
85--ELECTRIC MACHINERY ETC; SOUND EQUIP; TV EQUIP; PTS	30,560	22,460	28,773	41,135	51,955	57,435
94--FURNITURE; BEDDING ETC; LAMPS NESOI ETC; PREFAB BD	12,062	12,339	14,338	20,104	32,362	38,595
64--FOOTWEAR, GAITERS ETC. AND PARTS THEREOF	14,936	26,556	22,267	32,067	36,151	32,965
40--RUBBER AND ARTICLES THEREOF	28,173	24,915	17,600	15,824	20,134	26,210
73--ARTICLES OF IRON OR STEEL	7,077	8,990	7,793	10,488	14,823	22,784
70--GLASS AND GLASSWARE	10,139	11,505	19,073	17,099	15,443	20,617
44--WOOD AND ARTICLES OF WOOD; WOOD CHARCOAL	117	10	92	184	102	18,907



U.S. – Slovak Trade Balance

HS Total All Merchandise
2005 Balance with Slovakia



Product	Value (\$)
64-FOOTWEAR, GAITERS ETC. AND PARTS THEREOF	-32,933,314
94-FURNITURE; BEDDING ETC; LAMPS NESOI ETC; PREFAB BD	-38,196,719
84-NUCLEAR REACTORS, BOILERS, MACHINERY ETC.; PARTS	-89,103,130
87--VEHICLES, EXCEPT RAILWAY OR TRAMWAY, AND PARTS ETC	-548,221,199
All Others	-102,201,030
Grand Total	-810,655,392

HS Total All Merchandise - Balance with Slovakia in thousands (\$ USD)

Item	2000	2001	2002	2003	2004	2005
Total	-130,779	-167,476	-161,919	-897,806	-1,081,860	-810,655
88--AIRCRAFT, SPACECRAFT, AND PARTS THEREOF	-371	304	19,471	19,359	22,340	13,723
90--OPTIC, PHOTO ETC, MEDIC OR SURGICAL INSTRMENTS ETC	5,444	4,801	3,917	12,897	7,711	10,363
56--WADDING, FELT ETC; SP YARN; TWINE, ROPES ETC.	2,110	4,192	4,437	6,029	6,211	7,739
26--ORES, SLAG AND ASH	4	0	0	0	6,131	6,630
98--SPECIAL CLASSIFICATION PROVISIONS, NESOI	5,688	3,309	3,207	4,077	4,792	6,379
38--MISCELLANEOUS CHEMICAL PRODUCTS	4,953	267	5	1,810	3,394	4,506
39--PLASTICS AND ARTICLES THEREOF	1,923	1,097	913	1,312	2,204	4,024
63--TEXTILE ART NESOI; NEEDLECRAFT SETS; WORN TEXT ART	262	780	824	1,525	1,480	1,209
74--COPPER AND ARTICLES THEREOF	228	102	-329	-125	-5	903



Largest Sectors for U.S. exporters

- General Industrial Equipment
- Electrical Equipment parts
- Aircraft, Spacecraft and parts
- Organic Chemicals
- Plastic articles




Best Opportunities for U.S. exporters

- Automotive Components
 - 1,150,000 autos per annum
- ICT
- Services—Fin. HR, Consulting, Legal
- Consumer Goods
- Environmental services
- Medical Products and services
- Tourism



Principal Industrial Sectors

- Mechanical and Electrical Engineering
- Automotive Components
- Information Technology (I.T.)
- Fuel and Power Industries
- Heavy Industry
- Chemical Industry
- Agriculture & Food
- Construction
- Textile, Clothing and Footwear
- Tourism
- Forests and wooden Products





Real Estate Projects

- Eurovea USD 300 millions
 - 230,000 m³
- River Park USD 150 millions
 - 50,000 m³



U.S. Commercial Service Bratislava

Panská 14, 811 01

Bratislava, Slovakia

Tel: +421.2.5920.5311

Fax: +421.2.5920.5333

www.buyusa.gov/Slovakia